





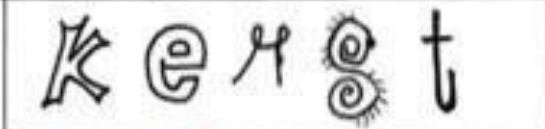







## Year 3 & 4 Art & Design Skills - Sketchbooks

Activity	Media	Example	Tick or date
Take a line for a walk and find ways of filling in the gaps.	HB pencil Coloured pencils Fineliner pens Biro		
Take a line for a walk and shade in with different tones.	HB, 2B, 4B, 6B		
Draw rows of different patterns that are joined together.	Fineliner pens Colouring pencils		
Practice colouring in neatly. Use different pressure to create different shades.	Coloured pencils		
Try making different colours, overlay or crosshatch colours.	Coloured pencils and watercolour pencils		
Practice drawing different 2D shapes, make pictures/patterns.	Pencil		
Design different styles of letters.	Pencil Thick felt-tip pens Pencil crayons Fineliner pens		
Design some calligrams based on words.	HB pencils Colouring pencils		
Draw landscapes and shade from dark to light.	HB, 2B, 4B, 6B pencils		
Practice drawing stick men. Make them do all sorts of things!	Biro and fineliner pens HB pencil		
Practice drawing people using oval shapes.	HB pencil		
Draw detailed sections of natural objects such as shells, leaves, seed heads.	HB, 2B, 4B, 6B pencils		
Choose a paragraph from a story book and re-tell the section in a drawing.	Pencil Colouring pencils	